


Learn How To Draw And Create Cool And Fancy Animals Step By Step Drawing Guide

Drawing animals can be a lot of fun, but it can also be challenging. If you're new to drawing, or if you've never tried drawing animals before, this guide is perfect for you!



How to Draw Animals - Fun2draw Lv. 3: Learn how to draw and create cool and fancy animals step by step drawing guide by Mei Yu

★★★★★ 5 out of 5

Language : English

File size : 7317 KB

Screen Reader: Supported

Print length : 61 pages

Lending : Enabled



This comprehensive guide will teach you how to create amazing animal drawings step by step. With detailed instructions and helpful illustrations, you'll learn to draw a variety of animals, from realistic to cartoonish.

Whether you want to draw a cute puppy, a majestic lion, or a playful dolphin, this guide has everything you need to get started. So grab your pencils and paper, and let's get started!

Chapter 1: The Basics of Drawing

Before we start drawing animals, it's important to learn some basic drawing techniques. In this chapter, you'll learn about:

* The different types of lines and shapes * How to create light and shade *
How to draw perspective

Once you've mastered these basic techniques, you'll be ready to start drawing animals!

Chapter 2: Drawing Realistic Animals

In this chapter, you'll learn how to draw realistic animals. We'll start with simple animals, like dogs and cats, and then move on to more complex animals, like lions and tigers.

You'll learn how to draw the body, the fur, and the eyes of each animal. You'll also learn how to create a sense of depth and realism in your drawings.

Chapter 3: Drawing Cartoon Animals

In this chapter, you'll learn how to draw cartoon animals. Cartoon animals are often more whimsical and exaggerated than realistic animals. They can be any color or shape, and they can have any kind of personality.

You'll learn how to draw the body, the fur, and the eyes of each cartoon animal. You'll also learn how to create a sense of humor and personality in your drawings.


Chapter 4: Drawing Animals from Imagination

In this chapter, you'll learn how to draw animals from your imagination. This is a great way to let your creativity flow and to create unique and personal artwork.

You'll learn how to come up with ideas for animal drawings, and how to develop them into finished pieces. You'll also learn how to use different drawing techniques to create different effects.

This drawing guide is just the beginning of your artistic journey. With practice, you'll be able to create amazing animal drawings that will impress your friends and family.

So what are you waiting for? Grab your pencils and paper, and start drawing today!



How to Draw Animals - Fun2draw Lv. 3: Learn how to draw and create cool and fancy animals step by step drawing guide by Mei Yu

★★★★★ 5 out of 5

Language : English

File size : 7317 KB

Screen Reader: Supported


Print length : 61 pages

Lending : Enabled

FREE

DOWNLOAD E-BOOK





Unveiling the Enigmatic History of Rock Springs: A Captivating Journey with Russell Tanner

Nestled amidst the vast expanse of Wyoming, Rock Springs stands as a testament to the indomitable spirit of the American West. Its story,...



Animals and Sociology: Unraveling the Interwoven Tapestry of Human and Animal Lives

Exploring the Ethical, Social, and Environmental Connections In the tapestry of human history, animals have left an enduring imprint, shaping our...